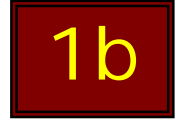


## Arkansas River 75% of Capacity Use Report - 2004

Days for Section 1b - Granite to Numbers Site



Season 1: 5/15/2004 thru 9/7/2004 Capacity 30 b.p.d.

Season 2: The Rest of the Year Capacity 10 b.p.d.

Rat.	Over						b.p.d.		
Day	No.	100%	Date	Day	Boats		Capacity	Clients	Staff
	1		7/3/2004	Sat	23	77%	30	72	20
	2		7/17/2004	Sat	27	90%	30	75	16
	3		8/7/2004	Sat	23	77%	30	79	19



**Arkansas River 75% of Capacity Use Report - 2004**  
**Days for Section 1c - Numbers Site to Railroad Bridge**



Season 1: 5/15/2004 thru 9/7/2004 Capacity 50 b.p.d.  
 Season 2: The Rest of the Year Capacity 10 b.p.d.

Rat.	Over					b.p.d.			
Day	No.	100%	Date	Day	Boats	Capacity	Clients	Staff	
R	1		6/5/2004	Sat	43	86%	50	269	42
R	2		6/6/2004	Sun	41	82%	50	216	39
	3		6/9/2004	Wed	38	76%	50	160	36
R	4		6/13/2004	Sun	42	84%	50	204	41
R	5		6/19/2004	Sat	42	84%	50	236	38
R	6		6/20/2004	Sun	38	76%	50	225	36
R	7		6/26/2004	Sat	43	86%	50	271	47
	8		6/30/2004	Wed	42	84%	50	183	39
	9		7/2/2004	Fri	46	92%	50	184	45
R	10	*	7/3/2004	Sat	50	100%	50	281	51
R	11		7/4/2004	Sun	48	96%	50	267	48
R	12		7/5/2004	Mon	47	94%	50	262	47
	13		7/6/2004	Tue	47	94%	50	199	46
	14		7/7/2004	Wed	41	82%	50	164	39
R	15		7/10/2004	Sat	47	94%	50	274	46
	16		7/13/2004	Tue	38	76%	50	153	37
	17		7/14/2004	Wed	45	90%	50	186	44
R	18		7/17/2004	Sat	45	90%	50	267	45
R	19		7/18/2004	Sun	40	80%	50	235	40
R	20		7/23/2004	Fri	40	80%	50	235	40
R	21		7/24/2004	Sat	43	86%	50	276	43
	22		7/26/2004	Mon	43	86%	50	202	44
	23		7/27/2004	Tue	47	94%	50	211	44
	24		7/28/2004	Wed	48	96%	50	241	45
R	25		7/31/2004	Sat	42	84%	50	252	42
R	26		8/1/2004	Sun	38	76%	50	221	39
	27		8/2/2004	Mon	42	84%	50	184	40
R	28		8/3/2004	Tue	38	76%	50	190	39
R	29		8/4/2004	Wed	38	76%	50	186	35
R	30		8/5/2004	Thu	42	84%	50	207	47
R	31		8/6/2004	Fri	41	82%	50	239	41
R	32		8/7/2004	Sat	48	96%	50	266	50
	33		8/9/2004	Mon	41	82%	50	161	39
	34		8/10/2004	Tue	44	88%	50	173	41
	35		8/11/2004	Wed	39	78%	50	152	38
R	36		8/13/2004	Fri	41	82%	50	207	39

1d

**Arkansas River 75% of Capacity Use Report - 2004**

Days for Section 1d - **Railroad Bridge to Buena Vista**

1d

Season 1: 5/15/2004 to 9/7/2004 Capacity 150 b.p.d.

Season 2: The Rest of the Year Capacity 50 b.p.d.

Rat.	Over					b.p.d.			
Day	No.	100%	Date	Day	Boats	Capacity	Clients	Staff	
						--			

2a

**Arkansas River 75% of Capacity Use Report - 2004**

Days for Section 2a - **Buena Vista to Fisherman's Bridge**

2a

Season 1: 5/15/2004 thru 9/7/2004 Capacity 450 b.p.d.

Season 2: The Rest of the Year Capacity 50 b.p.d.

Rat.	Over					b.p.d.			
Day	No.	100%	Date	Day	Boats	Capacity	Clients	Staff	
						--			



**Arkansas River 75% of Capacity Use Report - 2004**  
 Days for Section 2b - Fisherman's Bridge to Stone Bridge



Season 1: 5/15/2004 thru 9/7/2004 Capacity 360 b.p.d.  
 Season 2: The Rest of the Year Capacity 50 b.p.d.

Rat.	Over					b.p.d.		
Day	No.	100%	Date	Day	Boats	Capacity	Clients	Staff
	1		6/19/2004	Sat	321	89%	360	1,779
	2		6/23/2004	Wed	270	75%	360	1,464
	3		6/26/2004	Sat	310	86%	360	1,659
	4		7/3/2004	Sat	334	93%	360	1,843
	5		7/7/2004	Wed	312	87%	360	1,639
	6		7/12/2004	Mon	280	78%	360	1,540
	7		7/14/2004	Wed	272	76%	360	1,411
	8		7/15/2004	Thu	276	77%	360	1,433
	9	*	7/17/2004	Sat	361	100%	360	1,883
R	10		7/20/2004	Tue	270	75%	360	1,490
R	11		7/21/2004	Wed	289	80%	360	1,653
	12		7/22/2004	Thu	276	77%	360	1,621
	13		7/27/2004	Tue	273	76%	360	1,564
R	14		7/28/2004	Wed	285	79%	360	1,610
	15		7/31/2004	Sat	296	82%	360	1,620
	16		8/3/2004	Tue	336	93%	360	1,660
	17		8/4/2004	Wed	307	85%	360	1,718

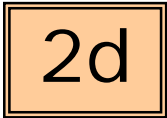


**Arkansas River 75% of Capacity Use Report - 2004**  
 Days for Section 2c - **Stone Bridge to Big Bend**

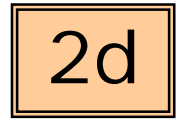


Season 1: 5/15/2004 thru 8/15/2004 Capacity 150 b.p.d.  
 Season 2: The Rest of the Year Capacity 20 b.p.d.

Rat.	Over					b.p.d.			
Day	No.	100%	Date	Day	Boats	Capacity	Clients	Staff	
						--			



**Arkansas River 75% of Capacity Use Report - 2004**  
 Days for Section 2d - **Big Bend to Salida**



Season 1: 5/15/2004 thru 8/15/2004 Capacity 150 b.p.d.  
 Season 2: The Rest of the Year Capacity 10 b.p.d.

Rat.	Over					b.p.d.			
Day	No.	100%	Date	Day	Boats	Capacity	Clients	Staff	
	1	*	5/11/2004	Tue	13	130%	10	12	3
	2		8/22/2004	Sun	8	80%	10	11	2

3

Arkansas River 75% of Capacity Use Report - 2004

Days for Section 3 - Salida to Vallie Bridge

3

Season 1: 5/15/2004 thru 7/14/2004 Capacity 150 b.p.d.

Season 2: The Rest of the Year Capacity 10 b.p.d.

Rat.	Over					b.p.d.			
Day	No.	100%	Date	Day	Boats	Capacity	Capacity	Clients	Staff
R	1		5/2/2004	Sun	9	90%	10	18	9
	2		5/7/2004	Fri	8	80%	10	10	4
	3	*	5/12/2004	Wed	15	150%	10	15	5
	4	*	7/17/2004	Sat	19	190%	10	28	14
	5	*	7/18/2004	Sun	10	100%	10	12	5
R	6		7/19/2004	Mon	8	80%	10	8	4
R	7		7/25/2004	Sun	8	80%	10	8	6
	8	*	8/4/2004	Wed	11	110%	10	15	7
R	9		8/5/2004	Thu	8	80%	10	10	4
	10		8/11/2004	Wed	9	90%	10	7	2
	11	*	8/12/2004	Thu	10	100%	10	9	3
R	12	*	8/13/2004	Fri	10	100%	10	17	10
	13	*	9/3/2004	Fri	10	100%	10	13	6
R	14	*	9/7/2004	Tue	10	100%	10	14	7
	15		10/5/2004	Tue	8	80%	10	10	2

4a

Arkansas River 75% of Capacity Use Report - 2004

Days for Section 4a - Vallie Bridge to Texas Creek

4a

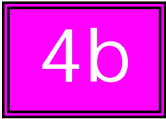
Season 1: 5/15/2004 thru 8/14/2004 Capacity 150 b.p.d.

Season 2: The Rest of the Year Capacity 10 b.p.d.

Rat.	Over					b.p.d.			
Day	No.	100%	Date	Day	Boats	Capacity	Capacity	Clients	Staff

### Arkansas River 75% of Capacity Use Report - 2004

Days for Section 4b - Texas Creek to Parkdale



Season 1: 5/15/2004 thru 9/7/2004 Capacity 300/240 b.p.d.

Season 2: The Rest of the Year Capacity 30 b.p.d.

Rat.	Over					b.p.d.			
Day	No.	100%	Date	Day	Boats	Capacity	Clients	Staff	
	1		5/7/2004	Fri	23	77%	30	106	23
	2		7/13/2004	Tue	183	76%	240	952	181
	3		7/23/2004	Fri	198	83%	240	1,132	193

### Arkansas River 75% of Capacity Use Report - 2004

Days for Section 5 - Parkdale to Canon City



Season 1: 5/1/2004 thru 5/19/2004 Capacity 75 b.p.d.

Season 2: 5/20/2004 thru 8/15/2004 Capacity 175 b.p.d.

Season 3: 8/16/2004 thru 9/7/2004 Capacity 125 b.p.d.



Season 4: 9/8/2004 thru 9/30/2004 Capacity 75 b.p.d.

Season 5: The Rest of the Year Capacity 30 b.p.d.

Rat.	Over					b.p.d.			
Day	No.	100%	Date	Day	Boats	Capacity	Clients	Staff	
R	1		6/5/2004	Sat	139	79%	175	817	138
R	2		6/12/2004	Sat	157	90%	175	966	156
	3		6/19/2004	Sat	133	76%	175	771	131
R	4		6/26/2004	Sat	144	82%	175	819	146
R	5		7/3/2004	Sat	147	84%	175	828	146
	6		7/4/2004	Sun	143	82%	175	798	143
R	7		7/10/2004	Sat	158	90%	175	991	154
R	8		7/17/2004	Sat	142	81%	175	804	143
R	9		7/24/2004	Sat	132	75%	175	662	131
R	10		8/21/2004	Sat	102	82%	175	557	101

### Arkansas River 75% of Capacity Use Report - 2004

Days for Section 6 - Canon City to Lake Pueblo



Season 1: 1/1/2004 thru 12/31/2004 Capacity 40 b.p.d.

Rat.	Over					b.p.d.			
Day	No.	100%	Date	Day	Boats	Capacity	Clients	Staff	
						--			