


Arkansas River 75% of Capacity Use Report - 2006

Days for Section 1b - Granite to Numbers Site



Season 1: 5/15/2006 thru 9/7/2006 Capacity 30 b.p.d.

Season 2: The Rest of the Year Capacity 10 b.p.d.

Rat. Day	No.	Over 100%	Date	Day	Boats		b.p.d. Capacity	Clients	Staff
	1		7/3/2006	Mon	23	77%	30	97	23
	2		7/24/2006	Mon	27	90%	30	91	27



Arkansas River 75% of Capacity Use Report - 2006
Days for Section 1c - Numbers Site to Railroad Bridge



Season 1: 5/15/2006 thru 9/7/2006 Capacity 70 b.p.d.

Season 2: The Rest of the Year Capacity 10 b.p.d.

Rat. Day	No.	Over 100%	Date	Day	Boats		b.p.d. Capacity	Clients	Staff
	1		5/27/2006	Sat	57	81%	70	305	57
R	2		6/3/2006	Sat	53	76%	70	280	53
R	3		6/17/2006	Sat	67	96%	70	372	67
	4		6/23/2006	Fri	56	80%	70	253	55
R	5	*	6/24/2006	Sat	71	101%	70	366	71
	6		6/25/2006	Sun	61	87%	70	265	60
R	7		7/1/2006	Sat	62	89%	70	282	63
R	8		7/2/2006	Sun	67	96%	70	340	67
R	9	*	7/3/2006	Mon	74	106%	70	394	74
R	10		7/4/2006	Tue	64	91%	70	274	63
R	11		7/8/2006	Sat	66	94%	70	295	66
R	12	*	7/15/2006	Sat	73	104%	70	355	73
R	13		7/16/2006	Sun	58	83%	70	257	58
	14		7/19/2006	Wed	54	77%	70	222	54
	15		7/20/2006	Thu	53	76%	70	248	53
R	16		7/22/2006	Sat	56	80%	70	263	56
	17		7/26/2006	Wed	65	93%	70	313	65
	18	*	7/28/2006	Fri	75	107%	70	355	75
R	19		7/29/2006	Sat	69	99%	70	355	69
	20		7/31/2006	Mon	54	77%	70	242	54
	21		8/1/2006	Tue	57	81%	70	246	57
R	22		8/2/2006	Wed	67	96%	70	318	66
R	23		8/4/2006	Fri	63	90%	70	288	64
R	24		8/5/2006	Sat	60	86%	70	248	60
R	25		8/11/2006	Fri	53	76%	70	218	52
R	26		8/12/2006	Sat	58	83%	70	254	58

1d

Arkansas River 75% of Capacity Use Report - 2006

Days for Section 1d - **Railroad Bridge to Buena Vista**

1d

Season 1: 5/15/2006 to 9/7/2006 Capacity 150 b.p.d.

Season 2: The Rest of the Year Capacity 50 b.p.d.

Rat. Day	No.	Over 100%	Date	Day	Boats	b.p.d. Capacity	Clients	Staff
					--			

2a

Arkansas River 75% of Capacity Use Report - 2006

Days for Section 2a - **Buena Vista to Fisherman's Bridge**

2a

Season 1: 5/15/2006 thru 9/7/2006 Capacity 450 b.p.d.

Season 2: The Rest of the Year Capacity 50 b.p.d.

Rat. Day	No.	Over 100%	Date	Day	Boats	b.p.d. Capacity	Clients	Staff
					--			



Arkansas River 75% of Capacity Use Report - 2006
 Days for Section 2b - Fisherman's Bridge to Stone Bridge



Season 1: 5/15/2006 thru 9/7/2006 Capacity 360 b.p.d.

Season 2: The Rest of the Year Capacity 50 b.p.d.

Rat. Day	No.	Over 100%	Date	Day	Boats		b.p.d. Capacity	Clients	Staff
	1		5/12/2006	Fri	41	82%	50	152	40
	2		5/13/2006	Sat	41	82%	50	161	41
	3		6/10/2006	Sat	331	92%	360	1,919	330
	4		6/17/2006	Sat	307	85%	360	1,830	305
	5	*	6/24/2006	Sat	390	108%	360	2,266	390
	6	*	7/1/2006	Sat	362	101%	360	1,928	348
	7	*	7/2/2006	Sun	377	105%	360	2,049	364
R	8	*	7/3/2006	Mon	370	103%	360	2,128	394
	9		7/5/2006	Wed	314	87%	360	1,759	312
	10		7/6/2006	Thu	296	82%	360	1,615	289
R	11		7/8/2006	Sat	289	64%	450	1,441	285
	12		7/12/2006	Wed	337	94%	360	1,790	323
	13		7/13/2006	Thu	297	83%	360	1,672	291
	14		7/14/2006	Fri	286	79%	360	1,581	284
	15		7/15/2006	Sat	324	90%	360	1,673	318
	16		7/16/2006	Sun	278	77%	360	1,543	274
	17		7/17/2006	Mon	285	79%	360	1,643	283
	18		7/18/2006	Tue	330	92%	360	1,869	327
R	19		7/19/2006	Wed	296	82%	360	1,687	295
	20		7/20/2006	Thu	290	81%	360	1,655	287
	21		7/21/2006	Fri	308	86%	360	1,611	293
	22	*	7/22/2006	Sat	371	103%	360	2,042	372
	23		7/23/2006	Sun	272	76%	360	1,315	256
	24		7/24/2006	Mon	303	84%	360	1,633	302
R	25		7/25/2006	Tue	330	92%	360	1,842	328
	26		7/26/2006	Wed	330	92%	360	1,802	328
	27		7/27/2006	Thu	315	88%	360	1,772	313
	28		7/28/2006	Fri	296	82%	360	1,639	292
	29		7/29/2006	Sat	322	89%	360	1,759	313
	30		7/30/2006	Sun	283	79%	360	1,558	278
	31		7/31/2006	Mon	304	84%	360	1,690	305
R	32		8/1/2006	Tue	281	78%	360	1,453	278
	33		8/3/2006	Thu	303	84%	360	1,536	287
	34		8/4/2006	Fri	271	75%	360	1,312	258
	35		8/5/2006	Sat	301	84%	360	1,635	298
	36		8/8/2006	Tue	275	76%	360	1,506	272

2c

Arkansas River 75% of Capacity Use Report - 2006

Days for Section 2c - **Stone Bridge to Big Bend**

2c

Season 1: 5/15/2006 thru 8/15/2006 Capacity 150 b.p.d.

Season 2: The Rest of the Year Capacity 20 b.p.d.

Rat. Day	No.	Over 100%	Date	Day	Boats	b.p.d. Capacity	Clients	Staff
					--			

2d

Arkansas River 75% of Capacity Use Report - 2006

Days for Section 2d - **Big Bend to Salida**

2d

Season 1: 5/15/2006 thru 8/15/2006 Capacity 150 b.p.d.

Season 2: The Rest of the Year Capacity 10 b.p.d.

Rat. Day	No.	Over 100%	Date	Day	Boats	b.p.d. Capacity	Clients	Staff
	1	*	5/6/2006	Sat	13	130%	10	13
	2	*	5/7/2006	Sun	10	100%	10	15
	3	*	5/12/2006	Fri	12	120%	10	15
R	4		5/13/2006	Sat	9	90%	10	14
R	5		8/16/2006	Wed	8	80%	10	18
	6	*	8/18/2006	Fri	10	100%	10	13
	7	*	8/19/2006	Sat	12	120%	10	15
	8	*	8/23/2006	Wed	18	180%	10	14
	9	*	8/26/2006	Sat	10	100%	10	8
	10		9/2/2006	Sat	8	80%	10	7

Arkansas River 75% of Capacity Use Report - 2006

Days for Section 3 - **Salida to Vallie Bridge**



Season 1: 5/15/2006 thru 7/14/2006 Capacity 150 b.p.d.

Season 2: The Rest of the Year Capacity 10 b.p.d.

Rat. Day	No.	Over 100%	Date	Day	Boats		b.p.d. Capacity	Clients	Staff
R	1		4/21/2006	Fri	9	90%	10	16	9
	2	*	4/22/2006	Sat	12	120%	10	21	8
	3		4/28/2006	Fri	9	90%	10	18	8
R	4	*	4/29/2006	Sat	10	100%	10	19	10
	5	*	4/30/2006	Sun	14	140%	10	28	11
	6	*	5/1/2006	Mon	12	120%	10	21	11
	7	*	5/2/2006	Tue	12	120%	10	22	12
	8	*	5/3/2006	Wed	10	100%	10	19	10
	9		5/4/2006	Thu	8	80%	10	15	8
	10	*	5/5/2006	Fri	14	140%	10	27	12
	11	*	5/6/2006	Sat	10	100%	10	16	10
R	12	*	5/7/2006	Sun	10	100%	10	19	10
	13		5/9/2006	Tue	8	80%	10	13	7
R	14	*	7/15/2006	Sat	10	100%	10	9	4
R	15	*	7/16/2006	Sun	16	160%	10	23	9
R	16	*	7/17/2006	Mon	10	100%	10	16	7
R	17	*	7/20/2006	Thu	16	160%	10	27	10
R	18	*	7/21/2006	Fri	23	230%	10	30	11
	19	*	7/22/2006	Sat	29	290%	10	34	10
R	20	*	7/23/2006	Sun	27	270%	10	33	15
R	21		7/25/2006	Tue	9	90%	10	6	2
	22	*	7/26/2006	Wed	44	440%	10	50	13
R	23	*	7/27/2006	Thu	22	220%	10	33	8
R	24	*	7/28/2006	Fri	31	310%	10	71	17
	25	*	7/29/2006	Sat	17	170%	10	22	9
R	26	*	7/30/2006	Sun	15	150%	10	15	6
R	27	*	7/31/2006	Mon	28	280%	10	34	12
	28	*	8/1/2006	Tue	12	120%	10	21	9
R	29	*	8/3/2006	Thu	34	340%	10	42	14
	30		8/4/2006	Fri	9	90%	10	41	10
R	31		8/5/2006	Sat	8	80%	10	14	8
R	32	*	8/6/2006	Sun	16	160%	10	14	7
R	33	*	8/7/2006	Mon	40	400%	10	46	12
R	34	*	8/9/2006	Wed	10	100%	10	8	4
R	35	*	8/10/2006	Thu	21	210%	10	20	9
R	36		8/11/2006	Fri	9	90%	10	12	6
R	37	*	8/12/2006	Sat	10	100%	10	12	4
	38	*	8/16/2006	Wed	16	160%	10	17	6
R	39	*	8/17/2006	Thu	12	120%	10	11	13
R	40	*	8/18/2006	Fri	12	120%	10	11	4

	41		8/23/2006	Wed	9	90%	10	7	2
R	42		9/2/2006	Sat	9	90%	10	11	6
R	43	*	9/3/2006	Sun	10	100%	10	15	8
R	44		9/12/2006	Tue	8	80%	10	12	7

4a

Arkansas River 75% of Capacity Use Report - 2006

Days for Section 4a - **Vallie Bridge to Texas Creek**

4a

Season 1: 5/15/2006 thru 8/14/2006 Capacity 150 b.p.d.

Season 2: The Rest of the Year Capacity 10 b.p.d.

Rat. Day	No.	Over 100%	Date	Day	Boats		b.p.d. Capacity	Clients	Staff
	1		5/1/2006	Mon	9	90%	10	12	8
	2	*	5/13/2006	Sat	13	130%	10	82	13
	3		9/13/2006	Wed	8	80%	10	9	3

4b

Arkansas River 75% of Capacity Use Report - 2006

Days for Section 4b - **Texas Creek to Parkdale**

4b

Season 1: 5/15/2006 thru 9/7/2006 Capacity 300/240 b.p.d.

Season 2: The Rest of the Year Capacity 30 b.p.d.

Rat. Day	No.	Over 100%	Date	Day	Boats		b.p.d. Capacity	Clients	Staff
R	1		5/13/2006	Sat	27	90%	30	136	27
R	2		7/3/2006	Mon	204	85%	240	1,170	202
	3		7/18/2006	Tue	188	78%	240	1,140	188
	4		7/22/2006	Sat	230	77%	300	1,353	229




Arkansas River 75% of Capacity Use Report - 2006

Days for Section 5 - Parkdale to Canon City




Season 1: 5/1/2006 thru 5/19/2006 Capacity 75 b.p.d.
 Season 2: 5/20/2006 thru 8/15/2006 Capacity 175 b.p.d.
 Season 3: 8/16/2006 thru 9/7/2006 Capacity 125 b.p.d.
 Season 4: 9/8/2006 thru 9/30/2006 Capacity 75 b.p.d.
 Season 5: The Rest of the Year Capacity 30 b.p.d.

Rat. Day	No.	Over 100%	Date	Day	Boats		b.p.d. Capacity	Clients	Staff
	1		5/27/2006	Sat	134	77%	175	775	133
R	2		6/3/2006	Sat	163	93%	175	935	160
	3		6/4/2006	Sun	134	77%	175	754	132
R	4		6/10/2006	Sat	172	98%	175	967	168
	5		6/11/2006	Sun	137	78%	175	795	135
R	6		6/17/2006	Sat	173	99%	175	1040	172
	7		6/18/2006	Sun	134	77%	175	773	132
R	8		6/24/2006	Sat	170	97%	175	1074	170
	9		6/25/2006	Sun	156	89%	175	911	156
R	10		7/1/2006	Sat	154	88%	175	849	151
	11		7/2/2006	Sun	151	86%	175	894	150
R	12		7/3/2006	Mon	145	83%	175	821	144
R	13		7/8/2006	Sat	151	86%	175	843	146
R	14		7/15/2006	Sat	171	98%	175	963	170
R	15		7/22/2006	Sat	164	94%	175	974	163
R	16		7/29/2006	Sat	132	75%	175	729	130
	17		8/5/2006	Sat	149	85%	175	857	148
	18		8/26/2006	Sat	99	79%	125	472	99
	19		9/3/2006	Sun	102	82%	125	535	100



Arkansas River 75% of Capacity Use Report - 2006

Days for Section 6 - Canon City to Lake Pueblo



Season 1: 1/1/2006 thru 12/31/2006 Capacity 40 b.p.d.

Rat. Day	No.	Over 100%	Date	Day	Boats		b.p.d. Capacity	Clients	Staff
						--			