



Arkansas River 75% of Capacity Use Report - 2007

Days for Section 1b - Granite to Numbers Site




Season 1: 5/15/2007 thru 9/7/2007 Capacity 30 b.p.d.

Season 2: The Rest of the Year Capacity 10 b.p.d.

Rat. Day	No.	Over 100%	Date	Day	Boats		b.p.d. Capacity	Clients	Staff
	1		7/15/2007	Sun	26	87%	30	96	26

Arkansas River 75% of Capacity Use Report - 2007

Days for Section 1c - Numbers Site to Railroad Bridge



Season 1: 5/15/2007 thru 9/7/2007 Capacity 80 b.p.d.

Season 2: The Rest of the Year Capacity 10 b.p.d.

Rat. Day	No.	Over 100%	Date	Day	Boats		b.p.d. Capacity	Clients	Staff
	1	*	5/13/2007	Sun	12	120%	10	60	14
	2		5/14/2007	Mon	8	80%	10	32	8
	3		6/9/2007	Sat	76	95%	80	410	76
R	4		6/16/2007	Sat	67	84%	80	353	67
R	5		6/23/2007	Sat	77	96%	80	395	77
R	6		6/30/2007	Sat	73	91%	80	353	73
	7		7/3/2007	Tue	64	80%	80	287	64
	8		7/5/2007	Thu	66	83%	80	300	66
	9		7/6/2007	Fri	78	98%	80	348	78
R	10	*	7/7/2007	Sat	83	104%	80	402	83
R	11	*	7/14/2007	Sat	80	100%	80	387	80
	12		7/19/2007	Thu	63	79%	80	278	63
R	13		7/21/2007	Sat	74	93%	80	324	74
R	14		7/27/2007	Fri	61	76%	80	249	60
R	15		7/28/2007	Sat	66	83%	80	294	65
	16		8/1/2007	Wed	65	81%	80	300	65
R	17		8/4/2007	Sat	62	78%	80	272	62

1d

Arkansas River 75% of Capacity Use Report - 2007

Days for Section 1d - **Railroad Bridge to Buena Vista**

1d

Season 1: 5/15/2007 to 9/7/2007 Capacity 150 b.p.d.

Season 2: The Rest of the Year Capacity 50 b.p.d.

Rat. Day	No.	Over 100%	Date	Day	Boats	b.p.d. Capacity	Clients	Staff
						--		

2a

Arkansas River 75% of Capacity Use Report - 2007

Days for Section 2a - **Buena Vista to Fisherman's Bridge**

2a

Season 1: 5/15/2007 thru 9/7/2007 Capacity 450 b.p.d.

Season 2: The Rest of the Year Capacity 50 b.p.d.

Rat. Day	No.	Over 100%	Date	Day	Boats	b.p.d. Capacity	Clients	Staff
						--		

Arkansas River 75% of Capacity Use Report - 2007
 Days for Section 2b - Fisherman's Bridge to Stone Bridge



Season 1: 5/15/2007 thru 9/7/2007 Capacity 360 b.p.d.
 Season 2: The Rest of the Year Capacity 50 b.p.d.

Rat. Day	No.	Over 100%	Date	Day	Boats		b.p.d. Capacity	Clients	Staff
	1	*	5/12/2007	Sat	68	136%	50	199	57
	2		5/14/2007	Mon	48	96%	50	162	44
	3		6/9/2007	Sat	284	79%	360	1,593	277
	4		6/16/2007	Sat	308	86%	360	1,674	302
R	5		6/23/2007	Sat	325	90%	360	1,914	323
R	6		6/30/2007	Sat	324	90%	360	1,766	315
R	7		7/1/2007	Sun	293	81%	360	1,580	289
R	8		7/2/2007	Mon	320	89%	360	1,756	320
	9	*	7/3/2007	Tue	391	109%	360	2,275	387
	10		7/4/2007	Wed	316	88%	360	1,828	313
	11	*	7/5/2007	Thu	363	101%	360	2,097	361
	12	*	7/6/2007	Fri	365	101%	360	2,047	362
	13		7/7/2007	Sat	325	90%	360	1,810	325
	14		7/11/2007	Wed	314	87%	360	1,633	289
	15		7/12/2007	Thu	283	79%	360	1,587	282
	16	*	7/14/2007	Sat	382	106%	360	2,019	378
	17		7/17/2007	Tue	281	78%	360	1,566	279
	18		7/18/2007	Wed	317	88%	360	1,768	314
	19		7/19/2007	Thu	325	90%	360	1,833	323
	20		7/20/2007	Fri	318	88%	360	1,676	303
R	21		7/21/2007	Sat	307	85%	360	1,656	306
	22		7/23/2007	Mon	282	78%	360	1,524	275
R	23		7/24/2007	Tue	338	94%	360	1,892	336
R	24		7/25/2007	Wed	314	87%	360	1,761	310
	25		7/26/2007	Thu	310	86%	360	1,687	302
	26		7/27/2007	Fri	321	89%	360	1,791	319
	27		7/28/2007	Sat	348	97%	360	1,890	342
	28		7/30/2007	Mon	308	86%	360	1,612	301
	29		7/31/2007	Tue	342	95%	360	1,817	334
	30		8/1/2007	Wed	333	93%	360	1,850	332
	31		8/2/2007	Thu	284	79%	360	1,403	267
	32		8/3/2007	Fri	310	86%	360	1,662	302
	33		8/4/2007	Sat	322	89%	360	1,670	309
	34		8/9/2007	Thu	302	84%	360	1,652	299
	35		8/11/2007	Sat	301	84%	360	1,650	301

2c

Arkansas River 75% of Capacity Use Report - 2007

Days for Section 2c - **Stone Bridge to Big Bend**

2c

Season 1: 5/15/2007 thru 8/15/2007 Capacity 150 b.p.d.

Season 2: The Rest of the Year Capacity 20 b.p.d.

Rat. Day	No.	Over 100%	Date	Day	Boats		b.p.d. Capacity	Clients	Staff
						--			

2d

Arkansas River 75% of Capacity Use Report - 2007

Days for Section 2d - **Big Bend to Salida**

2d

Season 1: 5/15/2007 thru 8/15/2007 Capacity 150 b.p.d.

Season 2: The Rest of the Year Capacity 10 b.p.d.

Rat. Day	No.	Over 100%	Date	Day	Boats		b.p.d. Capacity	Clients	Staff
	1		5/10/2007	Thu	9	90%	10	17	9
R	2	*	5/12/2007	Sat	10	100%	10	11	6
R	3	*	8/25/2007	Sat	10	100%	10	9	5

Arkansas River 75% of Capacity Use Report - 2007

Days for Section 3 - Salida to Vallie Bridge



Season 1: 5/15/2007 thru 7/14/2007 Capacity 150 b.p.d.

Season 2: The Rest of the Year Capacity 10 b.p.d.

Rat. Day	No.	Over 100%	Date	Day	Boats		b.p.d. Capacity	Clients	Staff
	1		4/14/2007	Sat	9	90%	10	16	9
R	2		4/20/2007	Fri	8	80%	10	10	6
R	3	*	4/21/2007	Sat	10	100%	10	13	7
R	4		4/28/2007	Sat	9	90%	10	17	9
R	5	*	4/29/2007	Sun	10	100%	10	19	10
R	6		4/30/2007	Mon	8	80%	10	14	8
R	7	*	5/5/2007	Sat	11	110%	10	16	9
	8		5/10/2007	Thu	9	90%	10	17	9
R	9	*	7/15/2007	Sun	13	130%	10	14	6
R	10	*	7/16/2007	Mon	21	210%	10	44	12
	11	*	7/17/2007	Tue	29	290%	10	31	10
	12	*	7/18/2007	Wed	59	590%	10	86	21
R	13	*	7/19/2007	Thu	28	280%	10	34	9
R	14	*	7/20/2007	Fri	17	170%	10	17	4
R	15	*	7/21/2007	Sat	17	170%	10	17	7
R	16	*	7/22/2007	Sun	50	500%	10	51	15
R	17	*	7/23/2007	Mon	41	410%	10	37	11
R	18		7/24/2007	Tue	9	90%	10	11	8
R	19	*	7/25/2007	Wed	31	310%	10	29	13
R	20	*	7/26/2007	Thu	19	190%	10	26	9
R	21	*	7/27/2007	Fri	27	270%	10	51	14
R	22	*	7/29/2007	Sun	14	140%	10	18	8
R	23		8/1/2007	Wed	8	80%	10	15	5
R	24	*	8/2/2007	Thu	13	130%	10	23	7
R	25	*	8/4/2007	Sat	12	120%	10	15	8
R	26	*	8/5/2007	Sun	11	110%	10	10	4
R	27	*	8/7/2007	Tue	10	100%	10	33	8
R	28	*	8/9/2007	Thu	16	160%	10	23	9
R	29	*	8/10/2007	Fri	27	270%	10	47	15
R	30	*	8/11/2007	Sat	30	300%	10	34	10
	31	*	8/12/2007	Sun	49	490%	10	51	14
R	32	*	8/13/2007	Mon	22	220%	10	22	6
	33	*	8/14/2007	Tue	27	270%	10	50	15
R	34	*	8/15/2007	Wed	14	140%	10	16	6
	35	*	8/18/2007	Sat	11	110%	10	8	3
R	36	*	8/22/2007	Wed	10	100%	10	10	7
	37	*	8/25/2007	Sat	24	240%	10	21	10
	38	*	8/26/2007	Sun	15	150%	10	18	9
R	39		9/1/2007	Sat	8	80%	10	10	5
R	40		9/11/2007	Tue	9	90%	10	11	5
	41	*	9/14/2007	Fri	10	100%	10	13	6

Arkansas River 75% of Capacity Use Report - 2007

Days for Section 4a - Vallie Bridge to Texas Creek

4a

4a

Season 1: 5/15/2007 thru 8/14/2007 Capacity 150 b.p.d.

Season 2: The Rest of the Year Capacity 10 b.p.d.

Rat. Day	No.	Over 100%	Date	Day	Boats	b.p.d. Capacity	Clients	Staff
					-			

Arkansas River 75% of Capacity Use Report - 2007

Days for Section 4b - Texas Creek to Parkdale

4b

4b

Season 1: 5/15/2007 thru 9/7/2007 Capacity 300/240 b.p.d.

Season 2: The Rest of the Year Capacity 30 b.p.d.

Rat. Day	No.	Over 100%	Date	Day	Boats	b.p.d. Capacity	Clients	Staff	
	1	*	5/4/2007	Fri	37	123%	30	136	27
	2	*	5/5/2007	Sat	39	130%	30	1,170	202
	3		7/3/2007	Tue	193	80%	240	1,140	188
	4		7/5/2007	Thu	196	82%	240	1,353	229
	5		7/6/2007	Fri	203	85%	240	1,170	202
	6		7/25/2007	Wed	186	78%	240	1,140	188
	7		7/26/2007	Thu	201	84%	240	1,353	229




Arkansas River 75% of Capacity Use Report - 2007

Days for Section 5 - Parkdale to Canon City




Season 1: 5/1/2007 thru 5/19/2007 Capacity 75 b.p.d.
 Season 2: 5/20/2007 thru 8/15/2007 Capacity 175 b.p.d.
 Season 3: 8/16/2007 thru 9/7/2007 Capacity 125 b.p.d.
 Season 4: 9/8/2007 thru 9/30/2007 Capacity 75 b.p.d.
 Season 5: The Rest of the Year Capacity 30 b.p.d.

Rat. Day	No.	Over 100%	Date	Day	Boats		b.p.d. Capacity	Clients	Staff
	1		5/19/2007	Sat	61	81%	75	339	59
	2		5/27/2007	Sun	142	81%	175	935	160
R	3		6/2/2007	Sat	171	98%	175	754	132
R	4		6/9/2007	Sat	162	93%	175	967	168
	5		6/10/2007	Sun	145	83%	175	795	135
R	6		6/16/2007	Sat	162	93%	175	1040	172
R	7		6/23/2007	Sat	171	98%	175	773	132
R	8		6/30/2007	Sat	153	87%	175	1074	170
	9		7/1/2007	Sun	133	76%	175	911	156
	10		7/6/2007	Fri	136	78%	175	849	151
R	11	*	7/7/2007	Sat	187	107%	175	894	150
R	12		7/14/2007	Sat	166	95%	175	821	144
	13		7/15/2007	Sun	138	79%	175	843	146
R	14		7/21/2007	Sat	160	91%	175	963	170
	15		7/22/2007	Sun	136	78%	175	974	163
R	16		7/28/2007	Sat	167	95%	175	729	130
	17		8/4/2007	Sat	135	77%	175	857	148
	18		8/11/2007	Sat	152	87%	175	472	99
R	19		8/18/2007	Sat	102	82%	125	533	102
	20		9/1/2007	Sat	114	91%	125	573	113
	21	*	9/2/2007	Sun	133	106%	125	774	133



Arkansas River 75% of Capacity Use Report - 2007

Days for Section 6 - Canon City to Lake Pueblo



Season 1: 1/1/2007 thru 12/31/2007 Capacity 40 b.p.d.

Rat. Day	No.	Over 100%	Date	Day	Boats		b.p.d. Capacity	Clients	Staff
						--			