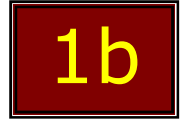
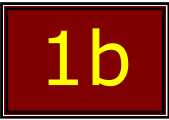


Arkansas River 75% of Capacity Use Report - 2008

Days for Section 1b - **Granite to Numbers Site**



Season 1: 5/15/2008 thru 9/7/2008 Capacity 30 b.p.d.

Season 2: The Rest of the Year Capacity 10 b.p.d.

Rat. Day	No.	Over 100%	Date	Day	Boats		b.p.d. Capacity	Clients	Staff

Arkansas River 75% of Capacity Use Report - 2008

Days for Section 1c - **Numbers Site to Railroad Bridge**



Season 1: 5/15/2008 thru 9/7/2008 Capacity 90 b.p.d.

Season 2: The Rest of the Year Capacity 10 b.p.d.

Rat. Day	No.	Over 100%	Date	Day	Boats		b.p.d. Capacity	Clients	Staff
	1	*	5/14/2008	Wed	11	110%	10	19	5
R	2		7/19/2008	Sat	73	81%	90	347	73
R	3		8/2/2008	Sat	73	81%	90	336	73

Arkansas River 75% of Capacity Use Report - 2008

Days for Section 1d - **Railroad Bridge to Buena Vista**



Season 1: 5/15/2008 to 9/7/2008 Capacity 150 b.p.d.

Season 2: The Rest of the Year Capacity 50 b.p.d.

Rat. Day	No.	Over 100%	Date	Day	Boats		b.p.d. Capacity	Clients	Staff
						--			

Arkansas River 75% of Capacity Use Report - 2008

Days for Section 2a - **Buena Vista to Fisherman's Bridge**



Season 1: 5/15/2008 thru 9/7/2008 Capacity 450 b.p.d.

Season 2: The Rest of the Year Capacity 50 b.p.d.

Rat. Day	No.	Over 100%	Date	Day	Boats		b.p.d. Capacity	Clients	Staff
						--			



Arkansas River 75% of Capacity Use Report - 2008
 Days for Section 2b - **Fisherman's Bridge to Stone Bridge**



Season 1: 5/15/2008 thru 9/7/2008 Capacity 360 b.p.d.
 Season 2: The Rest of the Year Capacity 50 b.p.d.

Rat. Day	No.	Over 100%	Date	Day	Boats		b.p.d. Capacity	Clients	Staff
	1		6/14/2008	Sat	290	81%	360	1,634	286
R	2		6/21/2008	Sat	345	96%	360	1,934	339
R	3		6/28/2008	Sat	326	91%	360	1,881	325
	4	*	7/5/2008	Sat	368	102%	360	2,070	368
R	5		7/11/2008	Fri	276	77%	360	1,536	273
R	6		7/12/2008	Sat	307	85%	360	1,764	303
	7		7/16/2008	Wed	272	76%	360	1,458	265
	8		7/17/2008	Thu	296	82%	360	1,673	291
R	9		7/19/2008	Sat	308	86%	360	1,732	307
	10		7/21/2008	Mon	275	76%	360	1,547	275
R	11		7/22/2008	Tue	314	87%	360	1,716	312
R	12		7/23/2008	Wed	329	91%	360	1,910	328
	13		7/24/2008	Thu	282	78%	360	1,559	278
	14		7/25/2008	Fri	323	90%	360	1,746	317
	15		7/26/2008	Sat	337	94%	360	1,872	334
	16		7/28/2008	Mon	282	78%	360	1,532	281
	17		7/29/2008	Tue	301	84%	360	1,685	299
	18		7/30/2008	Wed	285	79%	360	1,590	283
	19		7/31/2008	Thu	313	87%	360	1,765	310
	20		8/1/2008	Fri	284	79%	360	1,590	282
	21		8/2/2008	Sat	313	87%	360	1,755	309
	22		8/3/2008	Sun	297	83%	360	1,633	289
	23		8/4/2008	Mon	275	76%	360	1,511	275
	24		8/5/2008	Tue	290	81%	360	1,589	290
	25		8/6/2008	Wed	271	75%	360	1,467	262
	26		8/9/2008	Sat	318	88%	360	1,666	307



Arkansas River 75% of Capacity Use Report - 2008
 Days for Section 2c - **Stone Bridge to Big Bend**



Season 1: 5/15/2008 thru 8/15/2008 Capacity 150 b.p.d.
 Season 2: The Rest of the Year Capacity 20 b.p.d.

Rat. Day	No.	Over 100%	Date	Day	Boats		b.p.d. Capacity	Clients	Staff
						--			

Arkansas River 75% of Capacity Use Report - 2008

Days for Section 2d - **Big Bend to Salida**

2d

2d

Season 1: 5/15/2008 thru 8/15/2008 Capacity 150 b.p.d.

Season 2: The Rest of the Year Capacity 10 b.p.d.

Rat. Day	No.	Over 100%	Date	Day	Boats		b.p.d. Capacity	Clients	Staff
	1	*	4/22/2008	Tue	21	210%	10	18	3
	2		8/18/2008	Mon	8	80%	10	12	5
	3	*	8/31/2008	Sun	16	160%	10	12	4

Arkansas River 75% of Capacity Use Report - 2008

Days for Section 3 - **Salida to Vallie Bridge**

3

3

Season 1: 5/15/2008 thru 7/14/2008 Capacity 150 b.p.d.

Season 2: The Rest of the Year Capacity 10 b.p.d.

Rat. Day	No.	Over 100%	Date	Day	Boats		b.p.d. Capacity	Clients	Staff
	1	*	4/21/2008	Mon	23	230%	10	22	5
	2	*	4/23/2008	Wed	28	280%	10	31	10
	3		4/24/2008	Thu	8	80%	10	15	8
	4		4/25/2008	Fri	8	80%	10	15	8
R	5		4/26/2008	Sat	9	90%	10	17	9
R	6		4/27/2008	Sun	9	90%	10	16	9
R	7		5/6/2008	Tue	9	90%	10	16	9
	8	*	7/15/2008	Tue	19	190%	10	22	7
R	9	*	7/16/2008	Wed	15	150%	10	78	20
	10	*	7/17/2008	Thu	25	250%	10	69	19
	11	*	7/18/2008	Fri	18	180%	10	64	15
R	12	*	7/19/2008	Sat	22	220%	10	38	13
R	13	*	7/21/2008	Mon	19	190%	10	43	14
	14	*	7/22/2008	Tue	29	290%	10	41	15
R	15	*	7/23/2008	Wed	30	300%	10	64	18
	16	*	7/24/2008	Thu	21	210%	10	25	11
R	17	*	7/25/2008	Fri	10	100%	10	16	6
R	18	*	7/26/2008	Sat	10	100%	10	19	9
R	19	*	7/27/2008	Sun	17	170%	10	20	9
	20	*	7/28/2008	Mon	12	120%	10	24	10
R	21	*	7/29/2008	Tue	14	140%	10	22	9
R	22	*	7/30/2008	Wed	10	100%	10	24	9
	23	*	7/31/2008	Thu	16	160%	10	29	10
	24	*	8/1/2008	Fri	47	470%	10	77	19
	25	*	8/2/2008	Sat	39	390%	10	33	10
R	26	*	8/3/2008	Sun	10	100%	10	12	3
	27	*	8/4/2008	Mon	19	190%	10	41	11
	28	*	8/5/2008	Tue	16	160%	10	50	13
	29	*	8/6/2008	Wed	10	100%	10	22	8
R	30		8/7/2008	Thu	8	80%	10	7	3

	31	*	8/8/2008	Fri	29	290%	10	54	16
	32	*	8/9/2008	Sat	23	230%	10	38	12
R	33	*	8/10/2008	Sun	15	150%	10	16	7
R	34	*	8/11/2008	Mon	15	150%	10	17	9
R	35		8/12/2008	Tue	9	90%	10	32	9
R	36	*	8/13/2008	Wed	16	160%	10	21	7
R	37	*	8/15/2008	Fri	16	160%	10	23	9
	38	*	8/18/2008	Mon	10	100%	10	22	10
	39	*	8/22/2008	Fri	11	110%	10	18	6
R	40	*	8/23/2008	Sat	13	130%	10	14	7
R	41	*	8/24/2008	Sun	11	110%	10	11	4
	42	*	8/28/2008	Thu	24	240%	10	28	11
	43	*	8/29/2008	Fri	10	100%	10	8	4
	44	*	8/30/2008	Sat	10	100%	10	15	5
	45	*	8/31/2008	Sun	14	140%	10	17	8
	46		9/1/2008	Mon	8	80%	10	6	2
	47		9/3/2008	Wed	9	90%	10	30	9
	48		9/8/2008	Mon	8	80%	10	6	2
	49	*	9/13/2008	Sat	14	140%	10	27	14
	50		9/27/2008	Sat	8	80%	10	12	6

Arkansas River 75% of Capacity Use Report - 2008

Days for Section 4a - Vallie Bridge to Texas Creek



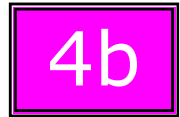
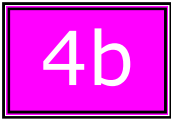
Season 1: 5/15/2008 thru 8/15/2008 Capacity 150 b.p.d.

Season 2: The Rest of the Year Capacity 10 b.p.d.

Rat. Day	No.	Over 100%	Date	Day	Boats		b.p.d. Capacity	Clients	Staff
	1		8/20/2008	Wed	9	90%	10	21	6
	2		8/31/2008	Sun	8	80%	10	10	3
	3	*	9/7/2008	Sun	10	100%	10	28	7

Arkansas River 75% of Capacity Use Report - 2008

Days for Section 4b - **Texas Creek to Parkdale**



Season 1: 5/15/2008 thru 9/7/2008 Capacity 300/240 b.p.d.

Season 2: The Rest of the Year Capacity 30 b.p.d.

Rat. Day	No.	Over 100%	Date	Day	Boats		b.p.d. Capacity	Clients	Staff
	1		5/9/2008	Fri	23	77%	30	133	23
	2	*	6/21/2008	Sat	337	112%	300	1,951	322
	3		6/27/2008	Fri	199	83%	240	1,029	180
	4	*	6/28/2008	Sat	318	106%	300	1,788	304
	5		7/3/2008	Thu	189	79%	240	1,004	172
	6	*	7/4/2008	Fri	275	115%	240	1,582	275
	7		7/5/2008	Sat	267	89%	300	1,627	269
	8		7/10/2008	Thu	193	80%	240	1,059	182

Arkansas River 75% of Capacity Use Report - 2008

Days for Section 5 - **Parkdale to Canon City**



Season 1: 5/1/2008 thru 5/19/2008 Capacity 75 b.p.d.

Season 2: 5/20/2008 thru 8/15/2008 Capacity 175 b.p.d.

Season 3: 8/16/2008 thru 9/7/2008 Capacity 125 b.p.d.


Season 4: 9/8/2008 thru 9/30/2008 Capacity 75 b.p.d.

Season 5: The Rest of the Year Capacity 30 b.p.d.

Rat. Day	No.	Over 100%	Date	Day	Boats		b.p.d. Capacity	Clients	Staff
	1		5/17/2008	Sat	58	77%	75	271	58
R	2		6/14/2008	Sat	160	91%	175	944	160
R	3		7/12/2008	Sat	148	85%	175	860	148
	4		7/13/2008	Sun	141	81%	175	834	141
R	5		7/19/2008	Sat	164	94%	175	916	164
R	6		7/26/2008	Sat	166	95%	175	1005	166
	7		8/2/2008	Sat	165	94%	175	940	159
	8		8/9/2008	Sat	165	94%	175	961	163
	9		8/23/2008	Sat	95	76%	125	479	95
	10	*	8/30/2008	Sat	131	105%	125	665	128
R	11		8/31/2008	Sun	122	98%	125	684	122

Arkansas River 75% of Capacity Use Report - 2008

Days for Section 6 - **Canon City to Lake Pueblo**



Season 1: 1/1/2008 thru 12/31/2008 Capacity 40 b.p.d.

Rat. Day	No.	Over 100%	Date	Day	Boats		b.p.d. Capacity	Clients	Staff
						--			